MACROECONOMIC VOLATILITY · CASE CONTEXT: PAKISTAN 2023

7 Structural Trends & Their *Second-Order Business Effects*

An Executive Playbook for Navigating Macroeconomic Volatility & Designing Functional Resilience — presenting a holistic, longitudinal view of what is unfolding across operating costs, talent, consumption, digital disruption, supply corridors, sovereign debt, and export markets, and translating second-order effects into a five-part functional agenda.

AUTHOR

Hassan Adnan (co-author)

CORE ARCHITECTURE

Second-Order Implication Tables · 7-to-5 Strategic Agenda Mapping · State of Core Matrix

SCOPE & EVIDENCE

Case context: Pakistan 2023 · International Energy Association (as printed in the original), UNDP, State Bank of Pakistan, i2i Ventures, World Bank & NY Fed

EDITION

Visible Authority Framework Series · first issued 2023; redesigned 2026

CONTENTS

01 Executive Framing: Why Second-Order Effects Govern Strategy

02 Trend #1 · Rising Utility Costs & Operating Competitiveness

03 Trend #2 · Productivity Deficit & Workforce Transition

04 Trend #3 · Uncertain Consumer & Purchasing-Power Squeeze

05 Trend #4 · Digital Entrants & Venture-Backed Disruption

06 Trend #5 · Strained Supply Chain & Critical Input Scarcity

07 Trend #6 · Looming Debt Crisis & Sovereign Conditionality

08 Trend #7 · Slowing Export Front & Western Demand Cooling

09 Strategic Architecture: From 7 Trends to 5 Functional Agendas

10 State of Core Matrix & Author

01 · EXECUTIVE FRAMING

Why *Second-Order Implications* Set the Strategic Agenda

Headline macroeconomic indicators describe external turbulence; second-order business effects reveal where unit margins, working capital, customer loyalty, and organizational capability fracture inside the enterprise.

Operating through an acute macroeconomic cycle confronts leadership teams with an unprecedented convergence of simultaneous pressures. Rather than treating inflation, currency depreciation, energy tariffs, and demand contraction as isolated news events, this playbook takes a **holistic and longitudinal view**—synthesizing global and domestic macroeconomic data with conversations with local business owners and functional leaders across consumer, workforce, and supply chain fronts.

Crucially, isolating the seven structural trends is only the starting step. We go one step further to map their **second-order business effects**. In volatile regimes, executive awareness of second-order outcomes is far more critical than tracking first-order headlines because second-order effects expose how customer price elasticity, captive capital expenditure, generational skill gaps, and supplier lead times actually reshape the profit formula—and therefore prepare a grounded strategic agenda.

Grounded in Pakistan's 2023 macroeconomic context, the architecture that follows equips chief executives, board directors, and functional heads to achieve two concurrent mandates: **protect the core business** against margin and cash-flow erosion today, and **fuel selective strategic growth** in resilient profit pools tomorrow.

> “We believe awareness of the possible outcomes is more critical than trends because they help prepare the strategic agenda.”
>
> THE ORIGINAL PLAYBOOK (2023), P. 2

+12%

Projected Energy Price Rise per MW

Delivered energy prices climb toward 55.6 USD/MWh by 2024–25 even as per-unit capacity charges moderate.

Source: International Energy Association, as printed in the original (2019–2025)

0.544

Stagnating Human Development Index

Widening human-capital and STEM/ICT readiness deficit relative to India (0.633) and the World average (0.732).

Source: UNDP Human Development Series (1990–2021)

+335%

Five-Year Startup Investment Increase Cited in the Original Report

The original report cites +335% over five years (does not reconcile with the plotted series; to be verified).

Source: i2i Ventures Deal Tracker (2015–2022)

48.7

Late-2022 Manufacturing PMI Reading

Industrial purchasing activity slips back below the 50.0 neutral threshold toward its lowest level since COVID-19.

Source: State Bank of Pakistan PMI Series (2017–2022)

---

02 · STRUCTURAL TREND #1 · PRODUCTION COSTS

Rising Utility Costs & *Operating Competitiveness*

Escalating electricity unit tariffs and petroleum price jumps compress industrial margins and force capital-intensive energy trade-offs across manufacturing and SMEs.

WHAT IS HAPPENING

Businesses across Pakistan face steep escalation in baseline operating costs, with commercial and industrial utility pricing acting as the primary driver. Sharp upward adjustments in petroleum prices alongside continuously rising electricity unit tariffs impose a severe burden on industrial plants and the small-and-medium enterprise (SME) sector alike.

The **Asian Development Bank (ADB)** has explicitly warned that Pakistani enterprises risk losing international competitiveness due to elevated domestic costs of doing business [1]. While planned generation projects have expanded installed grid capacity—gradually lowering the fixed capacity-price component per MWh—actual delivered energy prices have recorded a marked four-year escalation and are projected to stand **12% higher per MW in 2025**.

FIGURE 01 · EMPIRICAL SERIES · TREND #1

Energy Prices Projected 12% Higher per MW by 2025: Energy vs. Capacity Price Trajectory

UNITS: USD / MWH

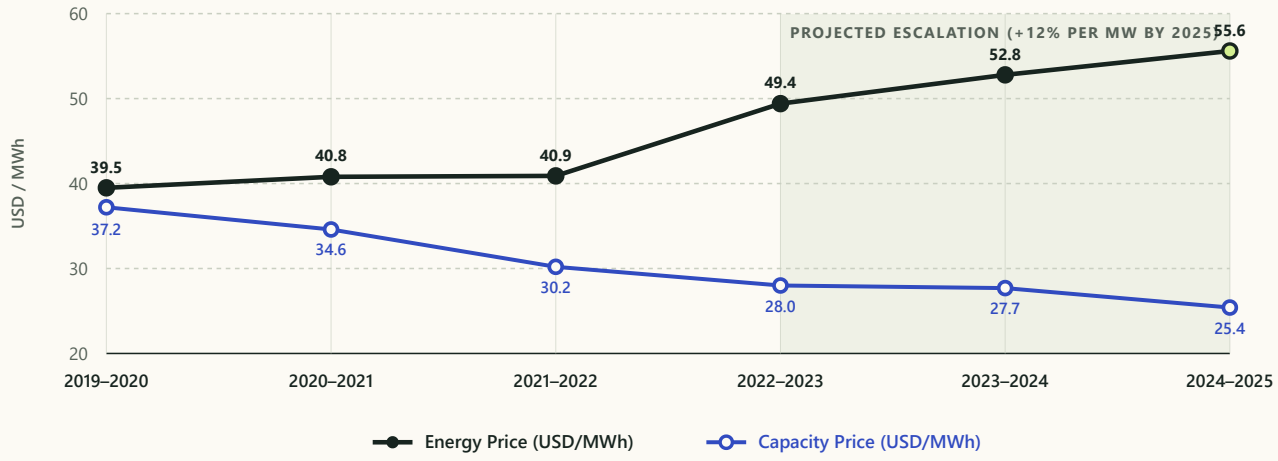

Five-year trajectory comparing delivered energy price against fixed capacity price in Pakistan (2019–2025).

Source: International Energy Association (as printed in the original)

What It Means: Second-Order Business Implications

IMPACT AREA	SECOND-ORDER BUSINESS IMPLICATION	STRATEGIC AGENDA LINK (EDITORIAL MAPPING)
PROFITABILITY	**Margin compression in energy-intensive operations:** Operating profitability of manufacturing, processing, and industrial firms is directly eroded by rising per-unit power and fuel tariffs.	**FI** · Portfolio Profitability
CAPEX EXPENSE	**Defensive capital diversion into captive power:** Capital expenditure rises sharply where enterprises deploy captive solar, co-generation, or alternative power units to mitigate grid-tariff exposure.	**SC & FI** · Resilient Production Efficiency

IMPACT AREA	SECOND-ORDER BUSINESS IMPLICATION	STRATEGIC AGENDA LINK (EDITORIAL MAPPING)
COMPETITIVENESS	**Price carry-forward erosion:** Passing utility-cost surges into finished-goods pricing undermines global export competitiveness against regional manufacturing peers.	**SC** · Resilient Production Efficiency

[1] Source Note: Asian Development Bank (ADB) competitiveness assessment, reported in *Business Recorder*, "High cost of doing business limits Pakistan's competitiveness: ADB" (brecorder.com/news/40069746).

---

03 · STRUCTURAL TREND #2 · WORKFORCE

Productivity Deficit & *Demographic Skill Transition*

Generational turnover from baby boomers to millennials collides with a stagnant Human Development Index and widening ICT/STEM capability gaps.

WHAT IS HAPPENING

Converging demographic and structural forces are reshaping the domestic workforce. On one side, **baby boomers are exiting executive and technical supervision roles**, replaced by millennial cohorts bringing markedly different ICT habits, workplace values, and career expectations. On the other side lies a persistent structural deficit across foundational human-development indicators—spanning education quality, workforce health and well-being, and overall standard of living.

This creates an acute productivity paradox: precisely as domestic enterprises attempt to modernize plants and compete internationally, **ICT and STEM capabilities** become indispensable for cultivating knowledge workers and specialized technicians able to run sophisticated industrial and digital equipment—yet national human-capital benchmarks remain stagnant near 0.54.

FIGURE 02 · EMPIRICAL SERIES · TREND #2

Human Development Index Stagnant in the Face of Rising Talent Demand (1990–2021)

COMPOSITE HDI (0–1)

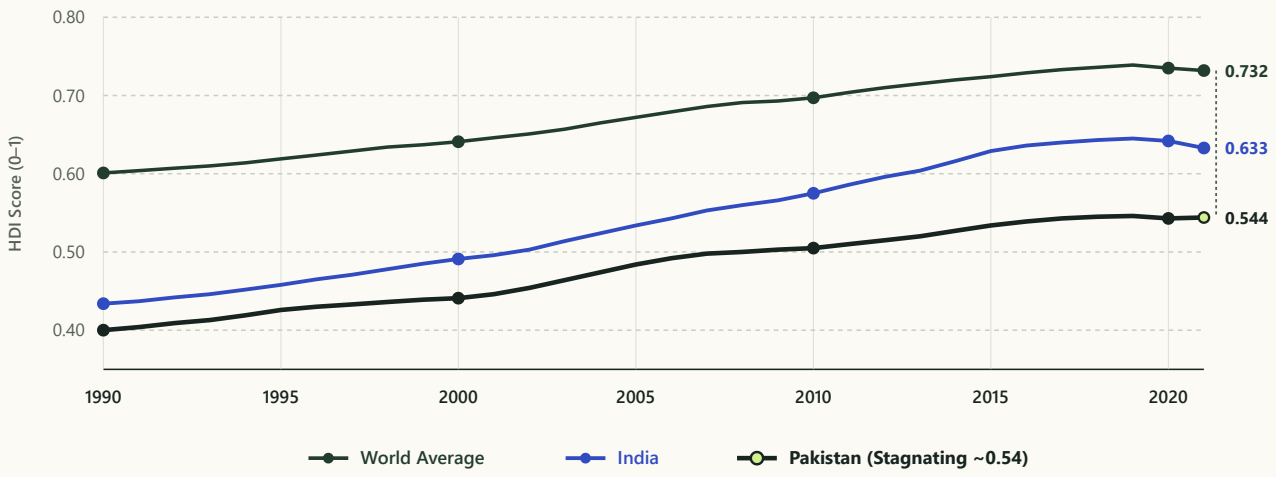

Longitudinal comparison of Pakistan's Human Development Index against India and the World average (1990–2021).

Source: United Nations Development Programme (UNDP)

What It Means: Second-Order Business Implications

IMPACT AREA	SECOND-ORDER BUSINESS IMPLICATION	STRATEGIC AGENDA LINK (EDITORIAL MAPPING)
CULTURAL VALUES	**Intergenerational workplace friction:** Diverging norms, authority expectations, and work values between retiring baby boomers and millennial cohorts risk organizational conflict and attrition if unmanaged.	**HR** · Engaged Digital Workforce
PRODUCTIVITY	**Constrained knowledge-process throughput:** Structural skill deficits in STEM and ICT impair the value management of knowledge-intensive processes and modern technical operations.	**HR & IT** · Engaged Digital Workforce
LEARNING & DEVELOPMENT	**Proprietary upskilling as moat:** Enterprises that institutionalize structured technical and digital upskilling secure an unparalleled competitive advantage in a talent-scarce market.	**HR** · Engaged Digital Workforce

Broad-based inflation across food, transport, and energy erodes household purchasing power,

Uncertain Consumer & *Middle-Class Compression*

fracturing brand loyalty and forcing 4P commercial redesign.

WHAT IS HAPPENING

Everyday households are navigating severe economic strain as soaring inflation sweeps simultaneously across food staples, transportation, housing, general cost of living, and domestic energy bills. As inflation expectations climb alongside sovereign debt pressures, consumer confidence has fallen back toward multi-year lows.

Compounding price erosion, households contend with recurring power outages, climate-induced asset and agricultural damages, and heightened social strain from rising poverty. Consequently, the urban and semi-urban **middle class is finding it increasingly difficult to serve as the consumption backbone of the economy**.

FIGURE 03 · EMPIRICAL SERIES · TREND #3

Consumer Confidence Dwindling in the Face of Persistent Inflation Expectancy (2012–2022)

SBP SURVEY INDEX

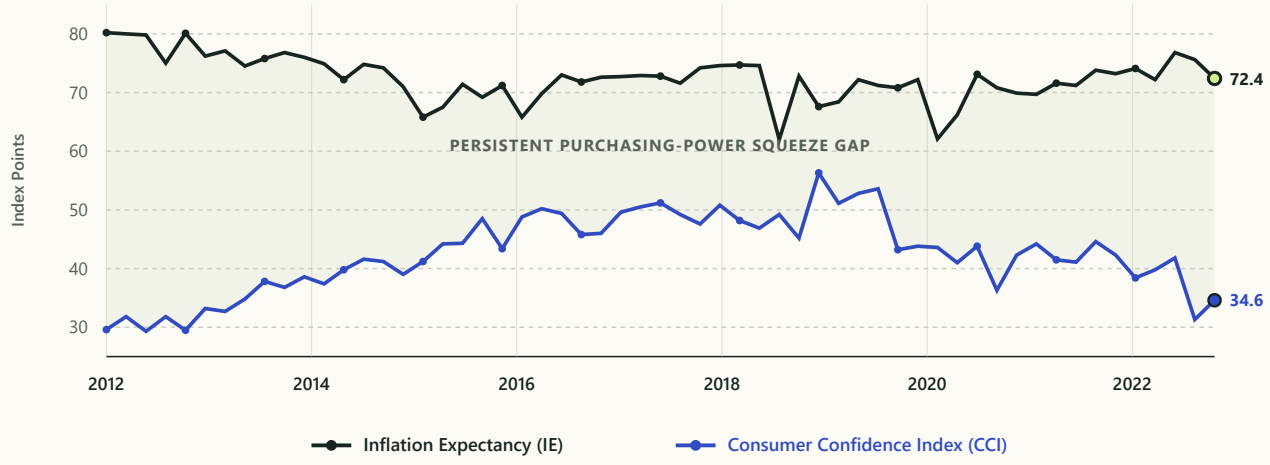

Ten-year trajectory of Consumer Confidence Index (CCI) versus Inflation Expectancy (IE) across Pakistan (2012–2022).

Source: State Bank of Pakistan (SBP)

What It Means: Second-Order Business Implications

IMPACT AREA	SECOND-ORDER BUSINESS IMPLICATION	STRATEGIC AGENDA LINK (EDITORIAL MAPPING)
CONSUMPTION PATTERNS	**Structural volume and mix contraction:** Both B2C household baskets and B2B downstream ordering patterns shift toward essentials, directly pressuring top-line revenue and unit volume.	**S&M** · Strong Market Positioning
CUSTOMER LOYALTY	**Brand-equity vulnerability:** Historical customer loyalty weakens markedly as budget-constrained buyers trade down and actively hunt for superior value per outlay.	**S&M** · Strong Market Positioning
PRICE, PACKAGE & PROMOTIONS	**Mandatory 4Ps & pack-price architecture reset:** As rivals adjust price tiers, pack sizes, and promotional mechanics, a disciplined new market-development approach becomes essential.	**S&M & FI** · Portfolio Profitability

05 · STRUCTURAL TREND #4 · COMPETITION

Digital Entrants & *Venture-Backed Unbundling*

Tech-native challengers led by unicorn-trained operators and backed by international venture capital attack incumbent share of wallet across six core sectors.

WHAT IS HAPPENING

Pakistan's startup arena has expanded rapidly with wave after wave of digital entrants across **e-commerce, fintech and financial services, digital media, agriculture, logistics, and enterprise software (SaaS)**. Critically, these ventures are founded and operated by seasoned executives trained inside European, U.S., and Middle Eastern unicorn ecosystems who bring battle-tested playbooks for unbundling legacy value chains.

Capitalized by mature international venture capital funds alongside domestic serial entrepreneurs, these startups have drawn rising investment: the original report cites **+335% over five years** (does not reconcile with the plotted series; to be verified), and notes that the number of deals and deal size also rose. Asset-light, software-driven, and organizationally agile, these challengers pursue aggressive customer-acquisition and market-share strategies even as macro conditions tighten.

FIGURE 04 · EMPIRICAL SERIES · TREND #4

Investment in Startups: Amount Raised, 2015–2022 (original headline: “Increased by 335% in 5 Years”)

AMOUNT RAISED (IN USD)

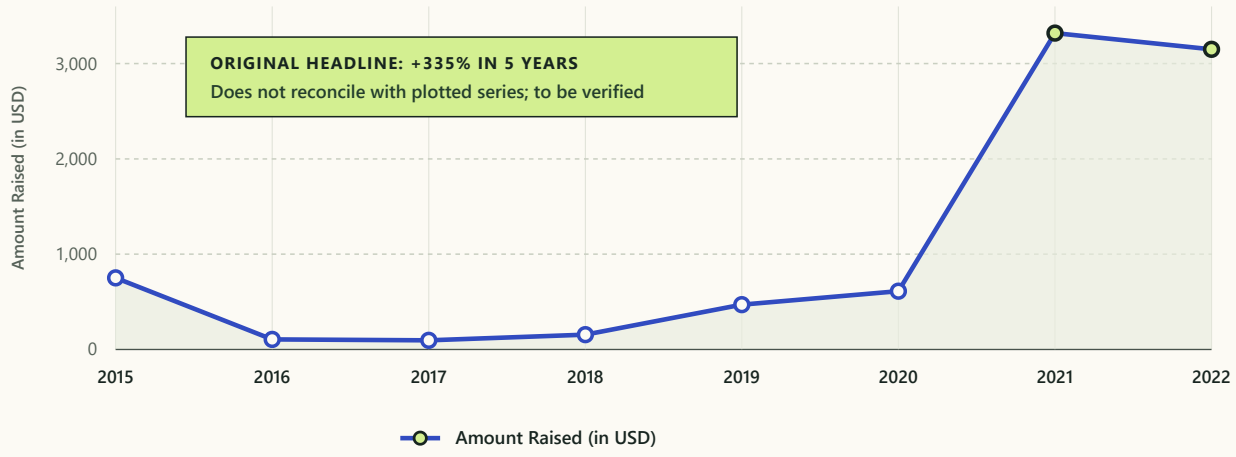

Annual startup funding trajectory in Pakistan showing the 2021–2022 venture capital breakout across deal count and ticket size.

Source: i2i Ventures — Pakistan Startup Deal Tracker

What It Means: Second-Order Business Implications

IMPACT AREA	SECOND-ORDER BUSINESS IMPLICATION	STRATEGIC AGENDA LINK (EDITORIAL MAPPING)
CUSTOMER SHARE OF WALLET	**Erosion of incumbent customer capture:** Proliferation of frictionless digital ordering, payment, and credit alternatives makes retaining customer share of wallet substantially harder.	**S&M** · Strong Market Positioning
INNOVATION OUTPUT	**Compression of product-release cycles:** Established enterprises must redesign internal governance and engineering workflows to raise innovation cadence and organizational agility.	**IT & S&M** · Digital Agility & Business Models
CORE BUSINESS	**Forced modernization of legacy business models:** Sustained competitive pressure from digital-native challengers compels incumbents to digitize and re-architect their core business.	**IT** · Digital Agility & Business Models

06 · STRUCTURAL TREND #5 · SUPPLIERS

Strained Supply Chain & *Strategic Material Scarcity*

Geopolitical decoupling, freight dislocations, and shortages in critical industrial inputs push manufacturing PMI back into contraction territory.

WHAT IS HAPPENING

Global supply architecture has absorbed a cascade of structural fractures: the strategic decoupling of the United States and China, China's domestic economic deceleration, post-COVID maritime and air-freight imbalances, periodic port and manufacturing lock-downs, and the Russia–Ukraine war. Together, these shocks have forced boards worldwide to question the fragility of single-corridor global sourcing.

Beyond logistics bottlenecks, industrial buyers face acute shortages and price spikes across strategic and rare raw materials—specifically **cobalt, rubber, plastic polymers, phosphorus, and aluminum**—which serve as non-substitutable inputs across manufacturing, packaging, chemical, and engineering processes.

FIGURE 05 · EMPIRICAL SERIES · TREND #5

Purchasing Managers Index (PMI) Falling Toward Its Lowest Level Since the COVID-19 Outbreak (2017–2022)

DIFFUSION INDEX (50 = NEUTRAL)

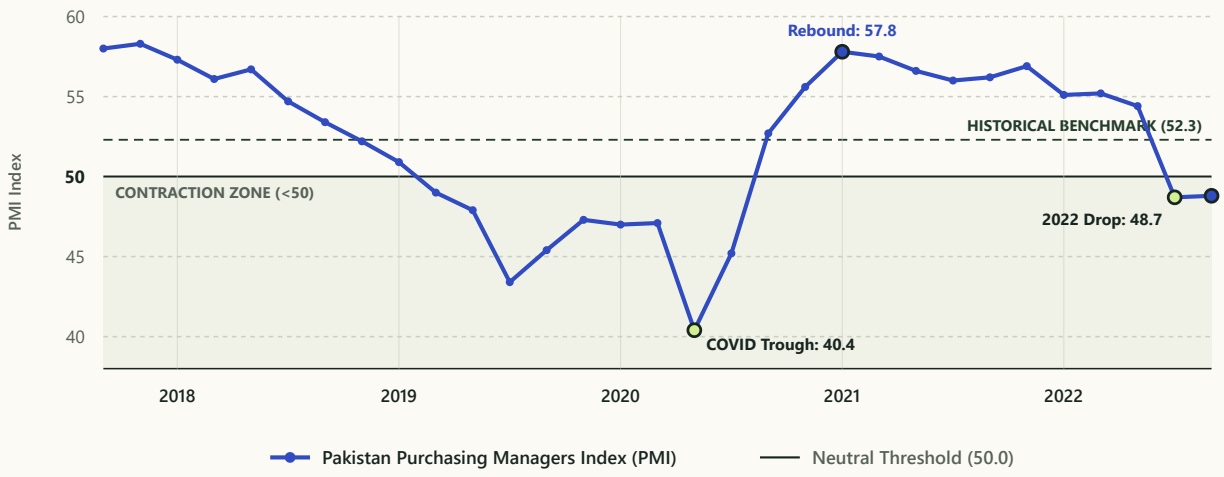

Pakistan Purchasing Managers Index trajectory (2017–2022) illustrating post-rebound supply and import compression below 50.0.

Source: State Bank of Pakistan (SBP)

What It Means: Second-Order Business Implications

IMPACT AREA	SECOND-ORDER BUSINESS IMPLICATION	STRATEGIC AGENDA LINK (EDITORIAL MAPPING)
MATERIAL COST	**Input and freight inflation:** Strained global and domestic procurement corridors drive persistent increases across raw-material commodity prices and inbound logistical costs.	**SC & FI** · Resilient Production Efficiency
PRODUCTION DELAYS	**Compounding plant-scheduling complexity:** Lead-time variance, customs/import bottlenecks, and raw-material shortages make multi-stage production operations substantially harder to synchronize.	**SC** · Resilient Production Efficiency
QUALITY SOURCING	**Continuity of supply as strategic moat:** Assured, quality-verified supplier partnerships with reliable inventory continuity emerge as a decisive competitive advantage over rivals facing stockouts.	**SC** · Resilient Production Efficiency

07 · STRUCTURAL TREND #6 · CREDIT

Looming Debt Crisis & *Sovereign Conditionality*

Currency devaluation, sovereign rating downgrades, and multilateral lender conditionality tighten domestic credit, taxation, and foreign investment flows.

WHAT IS HAPPENING

Driven by steep currency devaluation, elevated energy and commodity import bills, chronic fiscal deficits, and bunched external debt-repayment obligations, Pakistan has entered a severe cyclical balance-of-payments squeeze. International credit-rating agencies have marked Pakistan as **"non-stable"**, rendering domestic financial instruments and sovereign-linked paper markedly less attractive to global capital.

Concurrently, international multilateral and bilateral lenders have raised conditionality thresholds for program disbursements—straining existing fiscal revenues earmarked for external interest servicing and compelling **stricter tax-base and tariff reforms** that encounter significant public and commercial resistance.

FIGURE 06 · EMPIRICAL SERIES · TREND #6

Debt Servicing on External Interest Payments May Rise Against Slowing Gross National Income (2000–2021)

% OF GNI & USD 100B

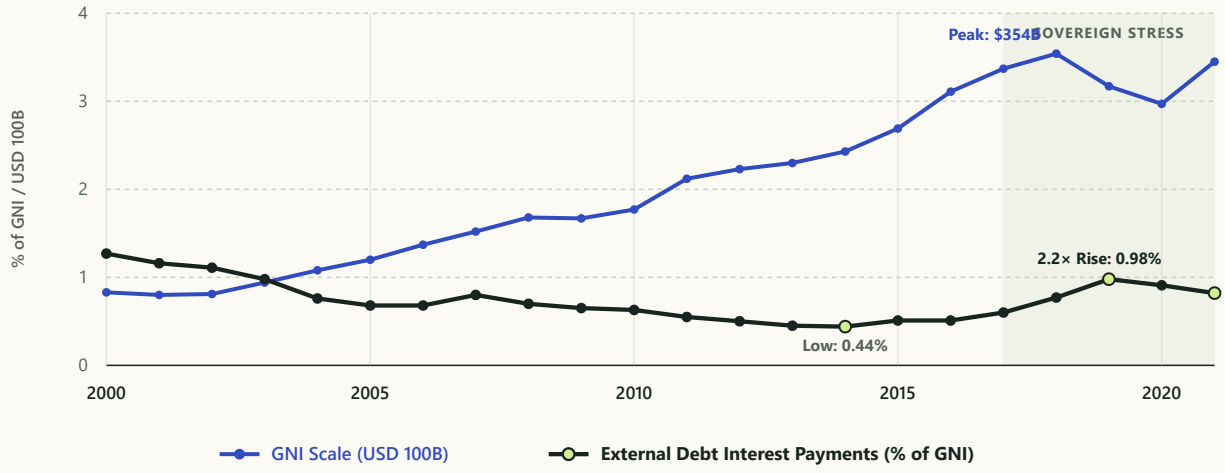

External debt interest payments as a percentage of GNI plotted alongside Pakistan's Gross National Income trajectory (2000–2021).

Source: World Bank & Federal Reserve Bank of New York

What It Means: Second-Order Business Implications

IMPACT AREA	SECOND-ORDER BUSINESS IMPLICATION	STRATEGIC AGENDA LINK (EDITORIAL MAPPING)
TAX REFORMATION	**Higher effective corporate tax burden:** New direct and indirect levies alongside broadened tax-net enforcement are enacted to meet multilateral fiscal revenue targets, compressing net earnings.	**FI** · Portfolio Profitability
CURRENCY DEVALUATION	**Renewed exchange-rate repricing risk:** Financing external trade and current-account deficits sustains downward pressure on the rupee, inflating imported inputs and FX-linked liabilities.	**FI & SC** · Portfolio Profitability
FOREIGN DIRECT INVESTMENT	**Cross-border capital retrenchment:** Foreign direct investment and external credit lines decelerate amidst sovereign rating downgrades, policy uncertainty, and slower domestic growth.	**FI** · Portfolio Profitability

Slowing Export Front & *Western Order Contraction*

High Western inflation and localized sourcing preferences cool global demand, triggering volume pressure across Pakistan's flagship export verticals.

WHAT IS HAPPENING

Multi-decade-high inflation across North American and European economies, paired with rising economic populism and industrial-policy incentives in Western governments, has slowed end-consumer demand in Pakistan's primary export corridors. Global retail and industrial purchasing managers are scaling back forward commitments amid soft sell-through signals and growing preferences for near-shoring and localized sourcing.

Crucially, easing global supply-chain congestion reflects weakening global growth rather than healthy expansion. Export-exposed verticals—specifically **home textiles, apparel and fashion, retail goods, food & beverages, automotive assembly, and auto parts**—are experiencing a markedly sharper demand slowdown than non-tradable industries.

FIGURE 07 · EMPIRICAL SERIES · TREND #7

Global Supply Chain Pressure Eases on Weakening Global GDP Growth Prospects (1998–2022)

GSCP INDEX VS. GLOBAL GDP

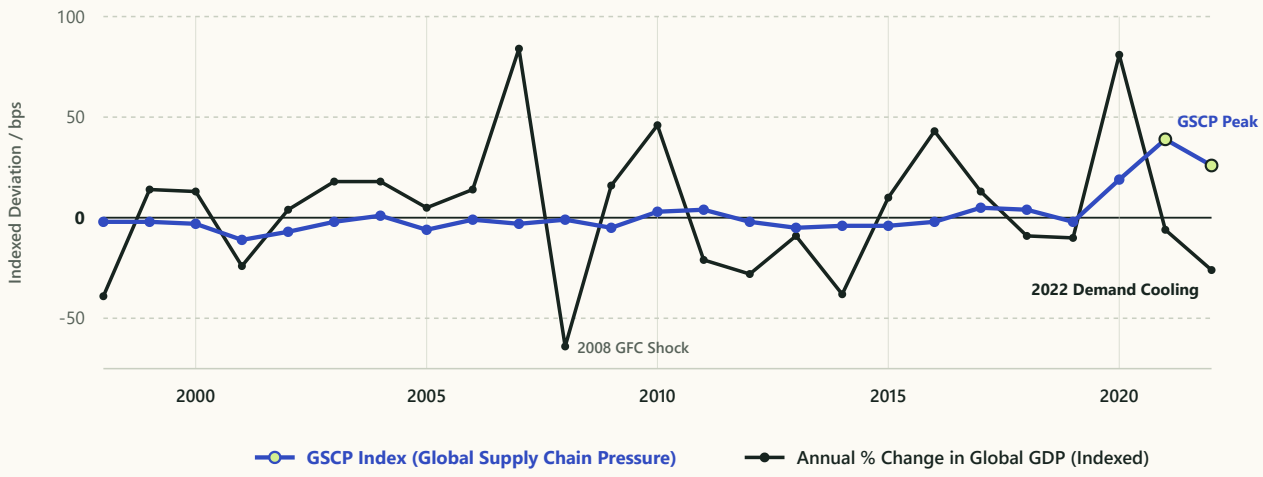

Global Supply Chain Pressure Index (GSCP) compared with Annual Global GDP momentum across major trade cycles (1998–2022).

Source: Federal Reserve Bank of New York

What It Means: Second-Order Business Implications

IMPACT AREA	SECOND-ORDER BUSINESS IMPLICATION	STRATEGIC AGENDA LINK (EDITORIAL MAPPING)
MARKET ATTRACTIVENESS	**Export margin compression & price wars:** Profitability in traditional Western export accounts contracts as lower order volumes trigger aggressive price competition among supplier economies.	**FI & S&M** · Portfolio Profitability
SALES VOLUME	**Order-book contraction requiring commercial pivot:** Unit export volumes decline across cyclical categories, demanding a diversified geographic and channel sales strategy.	**S&M** · Strong Market Positioning
PRODUCT INNOVATION	**Differentiation as survival requirement:** Value-added product differentiation, technical specifications, and rapid merchandising innovation become mandatory to defend buyer relationships.	**S&M & IT** · Digital Agility & Business Models

09 · STRATEGIC ARCHITECTURE

From Macro Trends to *Functional Executive Action*

Translating seven external forces into seven domain strategic issues and an integrated five-part functional agenda across Finance, Sales & Marketing, HR, Supply Chain, and IT.

Diagnosing macro volatility creates no resilience unless second-order implications are converted into accountable functional priorities. Each of the seven structural trends maps directly onto an enterprise **Strategic Issue**—spanning *Production Costs, Workforce, Consumer, Competition, Suppliers, Credit, and Markets*. Because these seven issues interact continuously inside the profit-and-loss statement and balance sheet, isolated departmental responses fail.

Synthesizing all seven issues yields a cohesive **5-Part Strategic Agenda**: *Resilient Production Efficiency*, *Strong Market Positioning*, *Engaged Digital Workforce*, *Digital Agility & Business Models*, and *Portfolio Profitability*.

FIGURE 08 · ARCHITECTURAL MAPPING

Tackling Strategic Issues: 7 Structural Trends → 7 Strategic Issues → 5-Part Strategic Agenda

EXECUTIVE SYNTHESIS

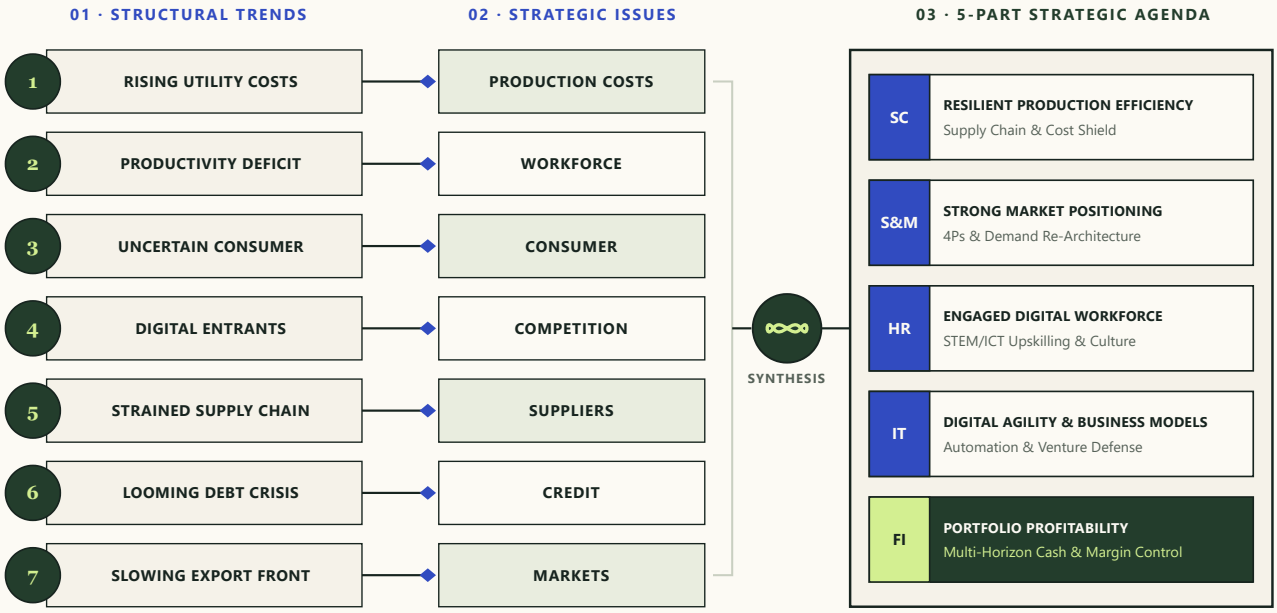

End-to-end translation from macroeconomic trends to enterprise strategic issues and the five-pillar executive agenda.

Framework: Hassan Adnan with the original advisory team (2023 playbook)

Functional Agenda for Strategic Action (15 Core Initiatives)

To operationalize the five-part strategic agenda, leadership teams assign three high-leverage initiatives to each core enterprise function—**FI** (Finance), **S&M** (Sales & Marketing), **HR** (Human Resources), **SC** (Supply Chain), and **IT** (Information Technology):

FI · Finance

Portfolio Profitability

Anchoring financial governance in multi-dimensional margin visibility and cash-flow self-sufficiency amid credit and tax tightening.

1. **Multi-view profitability visibility:** Measure true contribution profitability across multiple analytical views inside the business (SKU, channel, customer segment, and working-capital intensity).
2. **Multi-horizon cost stress-testing:** Identify and model future operating costs—utility tariffs, FX repricing, and debt service—across multiple planning horizons.
3. **Reinvestment cash-flow shield:** Ensure healthy free cash flow generation to self-fund priority reinvestment while external credit remains restrictive.

S&M · Sales & Marketing

Strong Market Positioning

Defending unit economics and customer retention as household budgets tighten and export buyers recalibrate orders.

1. **Demand-pattern sensing:** Identify emerging structural shifts in B2C and B2B demand, basket composition, and consumption frequency early.
2. **Profitable share defense via 4Ps:** Defend profitable market share through surgical recalibration of Product, Price, Pack/Place, and Promotion architectures.
3. **Accelerated commercial innovation:** Catalyze customer-validated innovation inputs and support faster commercial output to market.

HR · Human Resources

Engaged Digital Workforce

Closing the STEM/ICT productivity deficit while harmonizing generational transitions across leadership and technical ranks.

1. **Targeted digital upskilling:** Execute structured digital, analytical, and technical upskilling across operational and knowledge-worker cohorts.
2. **Intergenerational knowledge transfer:** Institutionalize structured knowledge transfer between outgoing veteran specialists and incoming millennial talent.
3. **Agility-enabling culture:** Cultivate harmonious cultural values that bridge generational expectations and build enterprise-wide strategic agility.

SC · Supply Chain

Enhanced Efficiency & Resilience

Mitigating raw-material scarcity, import bottlenecks, and energy carry-forward inflation across manufacturing and logistics.

1. **Resilience via strategic sourcing:** Build multi-source and localized supply resilience across critical raw materials (polymers, metals, chemicals, packaging).
2. **Multi-view production foresight:** Foresee scheduling and inventory complexity across multiple operational views in production planning.
3. **Cost reduction via process digitalization:** Reduce structural conversion and logistics unit costs by digitalizing end-to-end supply chain workflows.

IT · Information Technology

Digital Agility & Business Models

Countering venture-backed digital entrants while compounding internal process ROI through modular technology architecture.

1. **Agility-ready infrastructure:** Deploy modular data and enterprise infrastructure that enables rapid commercial and operational reconfiguration.
2. **Process ROI via automation:** Increase the return on investment of core administrative and plant processes through targeted workflow automation.
3. **Digital value-model creation:** Create defensible new customer value and revenue streams through digital channels and business models.

Functional Governance Key — Cross-Functional Alignment Rule

FI: Finance · **S&M:** Sales & Marketing · **HR:** Human Resources · **SC:** Supply Chain · **IT:** Information Technology. None of the five functional agendas succeeds in isolation: *SC* cost containment and *IT* process automation fund the price-pack headroom required by *S&M*, which in turn stabilizes the cash conversion cycle governed by *FI* and powered by *HR* capability building.

---

10 · CORE DIAGNOSTIC & PROVENANCE

State of Core Matrix & *Author*

Diagnosing what is happening to the core business —and matching transformation urgency to disruption timing—before assigning capital across the five functional agendas.

Once leadership teams have mapped the seven macro trends into the five functional agendas, one executive question governs sequencing and capital allocation: **What is happening to our core business right now, and what kind of transformation is required for the future?**

Crossing **Disruption Timing** (whether the firm's profit formula is *Disrupted Today* or *Disrupted Tomorrow*) against **Transformation Urgency** (whether leadership must

Transform Today or sequence capability to *Transform Tomorrow*) isolates four distinct strategic postures on the **State of Core Matrix**.

FIGURE 09 · PORTFOLIO DIAGNOSTIC FRAMEWORK

State of Core Matrix: Disruption Timing vs. Transformation Urgency

2×2 CORE POSTURE

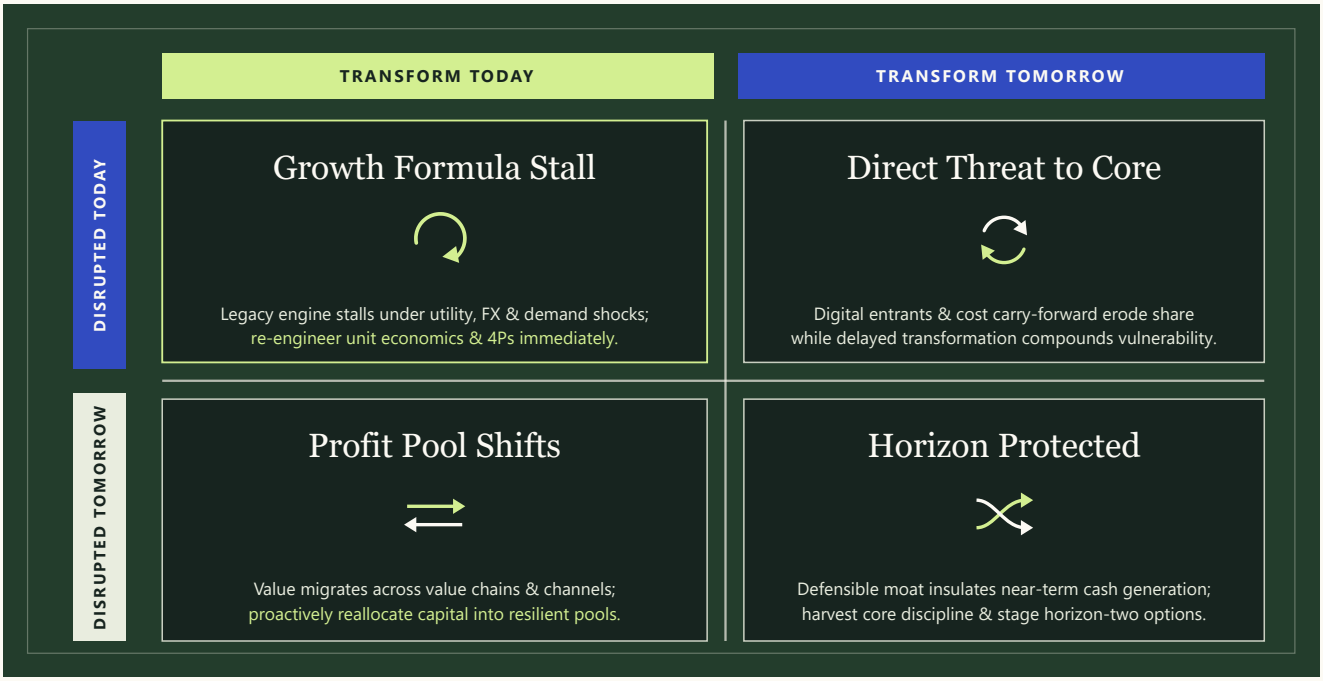

Diagnostic 2×2 matrix classifying business units across Growth Formula Stall, Direct Threat to Core, Profit Pool Shifts, and Horizon Protected.

Quadrant annotations: Visible Authority editorial extension (2026) — not part of the original playbook

VISIBLE AUTHORITY EDITORIAL EXTENSION (2026) — NOT PART OF THE ORIGINAL PLAYBOOK

DISRUPTED TODAY × TRANSFORM TODAY

Growth Formula Stall

Historical volume-and-price growth mechanics stall simultaneously under utility cost inflation (#1), consumer down-trading (#3), and Western order slowdowns (#7).

- **Primary Mandate:** Reset 4Ps pack-price architecture, strip unit conversion waste, and enforce weekly SKU/channel cash margin visibility.
- **Lead Functions:** FI + S&M + SC

DISRUPTED TODAY × TRANSFORM TOMORROW

Direct Threat to Core

Venture-backed digital entrants (#4) and imported cost shocks (#5, #6) are already unbundling customer relationships while internal transformation lags behind.

- **Primary Mandate:** Accelerate core digitalization, automate high-friction processes, and ring-fence high-LTV customer share of wallet before erosion compounds.
- **Lead Functions:** IT + S&M + HR

DISRUPTED TOMORROW × TRANSFORM TODAY

Profit Pool Shifts

Near-term demand remains intact, but structural value is migrating toward localized inputs, higher-spec export niches, and digitally enabled distribution.

- **Primary Mandate:** Proactively reallocate free cash flow from legacy product lines into strategic sourcing, value-added export innovation, and STEM/ICT talent.
- **Lead Functions:** FI + SC + HR

DISRUPTED TOMORROW × TRANSFORM TOMORROW

Horizon Protected

Regulatory, technical, or supply-continuity moats insulate the core franchise from immediate substitution, preserving healthy cash generation through the cycle.

- **Primary Mandate:** Compound operational discipline, lock in multi-horizon supplier and talent advantages, and stage disciplined horizon-two growth options.
- **Lead Functions:** FI + HR + IT

Author

Business Strategy

Hassan Adnan

Consulted across FMCG, manufacturing, retail, enterprise software, and telecommunications services, designing profitable-growth strategies by isolating the highest-leverage commercial and operational arenas. Previously served as a Business Analyst at Coca-Cola; holds a Master's degree in Computational Social Science with a focus on Organizational Dynamics.

VISIBLE AUTHORITY · FRAMEWORK SERIES

Turn tacit judgement into a *visible body of work.*

Publication Provenance: First published February 2023 as *7 Trends & Their Second-Order Affects In Shaping Business Landscape In 2023 Inside Pakistan*, co-authored by Hassan Adnan with the original advisory team; redesigned 2026 edition with editorial extensions (marked). Chart data are drawn from the third-party sources credited in each figure.

© 2026 Visible Authority · visibleauthority.consulting